


MODEL 05603C
WIND SENSOR INTERFACE
 0-5 VDC OUTPUT

INSTRUCTION SHEET 05603C-90
 REV: B021608

INTRODUCTION

The Wind Sensor Interface provides calibrated analog DC voltage signals for wind speed and wind direction. The unit consists of a circuit board assembly in a weather resistant junction box. All cable connections are made in the junction box. See wiring diagram below.

IMPORTANT!

The Wind Sensor Interface provides a calibrated voltage output signal for wind speed and wind direction. Externally connected devices should be reviewed for compatibility and correct signal scaling.

Repairs should be attempted only by qualified service personnel.

WARRANTY

This product is warranted to be free of defects in materials and construction for a period of 12 months from date of initial purchase. Liability is limited to repair or replacement of defective item. A copy of the warranty policy may be obtained from R. M. Young Company.

CE COMPLIANCE

This product has been tested and shown to comply with European CE requirements for the EMC Directive. Please note that shielded cable must be used.

SPECIFICATIONS

Power Requirement:	8-24 VDC (5 mA @ 12 VDC)
Temperature Range:	-50 to 50°C (-58 to 122°F)
Inputs:	YOUNG Wind Monitor series of sensors
Wind Speed	AC sine wave, Frequency proportional to wind speed. 3 pulses per revolution. Input sensitivity nom. 40 mV p-p
Wind Direction	Analog voltage from azimuth potentiometer. Excitation is supplied from interface circuit to potentiometer.
Outputs:	
Wind Speed	0 to 5.00 VDC = 0 to 100 M/S Circuit time constant 0.2 second
Wind Direction	0 to 5.00 VDC = 0 to 360°
Overall accuracy:	± 1% of full scale over temperature and supply voltage range
Dimensions:	110 mm W x 75 mm H x 56 mm D (4.3 in W x 2.9 in H x 2.2 in D)
Mounting:	U-bolt for vertical pipe 25-50mm (1.2 in) Dia

Declaration of Conformity

Application of Council Directives:
89/336/EEC

Standards to which Conformity is Declared:
EN 50082-1 (IEC 801-2, 3, 4)

Manufacturer's Name and Address:
R. M. Young Company
Traverse City, MI, 49686, USA

Importer's Name and Address:
See Shipper or Invoice

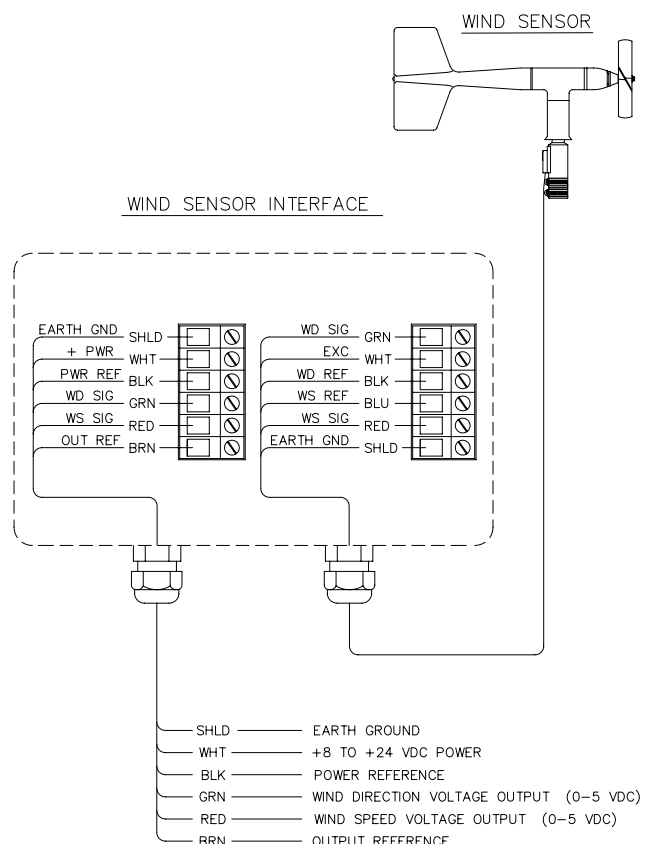
Type of Equipment:
Meteorological Instruments

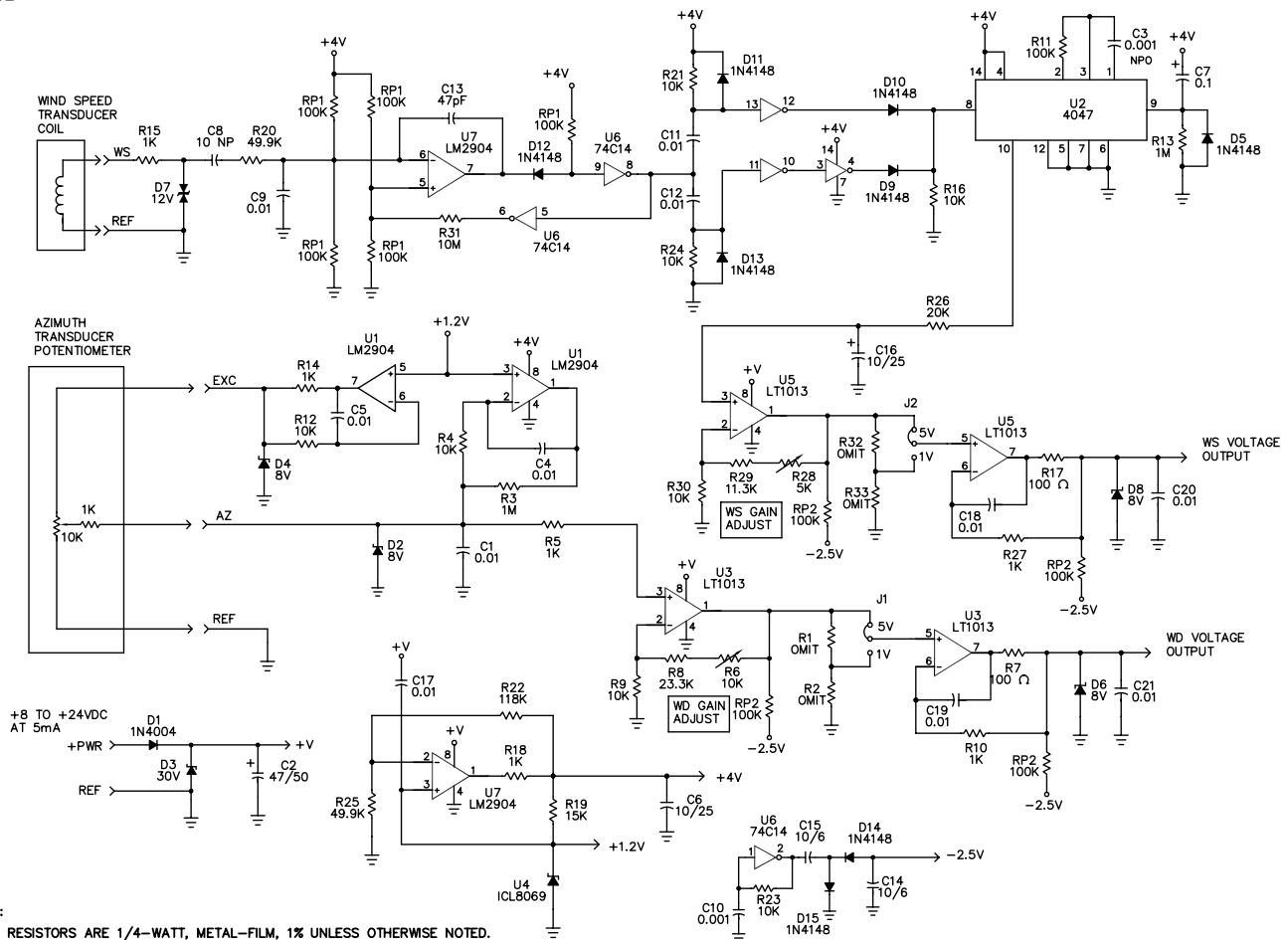
Model Number / Year of Manufacture:
05603B/1996

I, the undersigned, hereby declare that the equipment specified conforms to the above Directives and Standards.

Date / Place:
Traverse City, Michigan, USA February 19, 1996

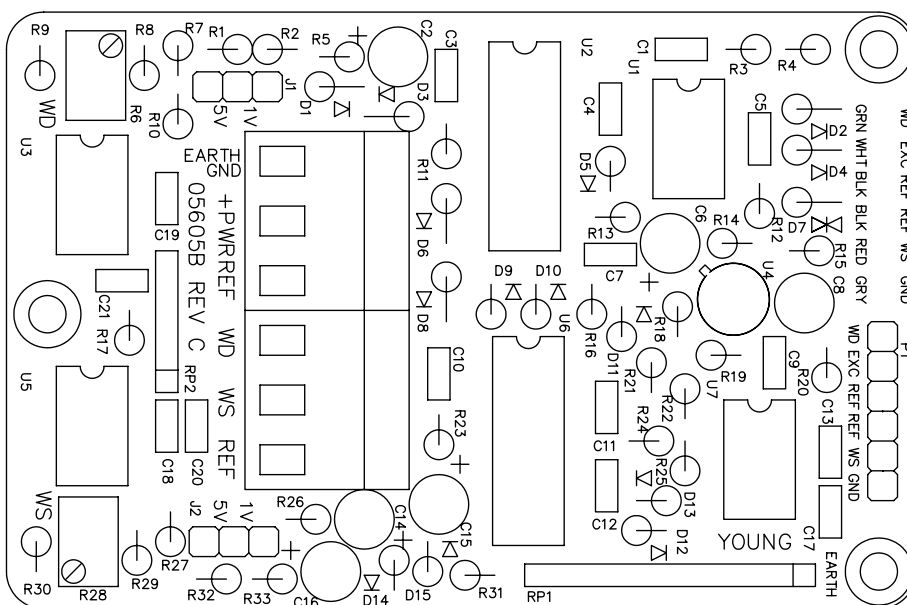
David Poinsett
R & D Manager, R. M. Young Company



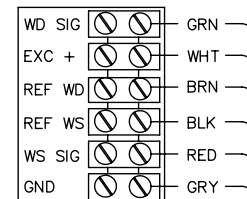


NOTES:

1. ALL RESISTORS ARE 1/4-WATT, METAL-FILM, 1% UNLESS OTHERWISE NOTED.
2. ALL CAPACITORS ARE IN μF UNLESS OTHERWISE NOTED.
3. CAPACITORS SHOWN AS $\mu\text{F}/\text{WV}$



TERMINAL STRIP AND MOUNTING
BRACKET ATTACHED TO ENCLOSURE
WHEN SOLD IN SEPARATE ENCLOSURE.



MODEL 05603C WIND SENSOR INTERFACE	DWG A	PRD 09/05
0-5 VDC OUTPUT (0-100 M/S)	DWN JMT	DWN 09/05
	CHK <i>S.C.</i>	W05603C(A)
R.M. YOUNG CO. TRAVERSE CITY, MI 49686 U.S.A. 231-946-3980		